

Wattage Switchable LED Padel Floodlight

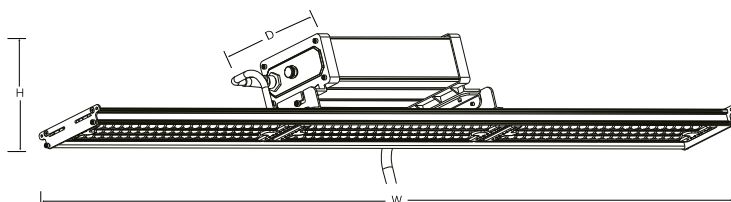
- Perfect for all Padel Courts
- Genuine replacement for 600/1000W Floodlight
- Wattage switchable function
- Super Slimline Design
- Fully encapsulated IP65 TUV certified driver
- Rated voltage 120-240V
- Front and rear spill visor available (Code: 11901)
- 4 x Skyline Padel Floodlights per court at 240W, achieves LTA Regional Competition and Recreational compliance of >300 lux
- 4 x Skyline Padel Floodlights per court at 320W, achieves LTA National and International Competition compliance of >500 lux
- CASAMBI & DALI options available



Optional Visors

Quality Assured Product Warranty ¹	On site Warranty ²	Colour Rendering Index ³	Lumens Maintenance Ratio ⁴	Water & Dust Protected	Impact Rating	Surge Protected	Operating Hours
7 Year	2 Year	70	L80 B10	IP65	IK10	20000V	50,000


Technical Specification	
Construction	Powder coated extruded aluminium (RAL870-3)
Driver	Sosen 0-10V Dimmable
LED Chip	BMTC 5050
Input Voltage	120-240V
Power Factor	> 0.9
Operating Temp	-30°C - +50°C
Standard	CE & UKCA



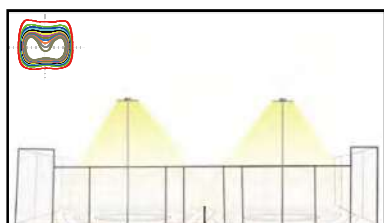


7 Year Gold Warranty

Code	W	Description	Lm	Temp	Lm/W	Weight	Windage	WxHxD (mm)
11900	240 / 320	Padel Floodlight	39000 / 52000	4000K	162	7.6Kg	0.1m ² @ 0°	1325x185x149
11901	-	Set of visors for above	-	-	-	-	-	-
11903	-	Bracket for above	-	-	-	-	-	-



Four Skyline Padel lights are sufficient to cover one padel court, saving on both lighting fixtures and installation costs.



With advanced asymmetrical intense 40.5° optics, the lighting fixture can be horizontally installed without any complex adjustment.

Padel court are a standard size, which means that you can easily produce lighting calculation, and simply adjust the fitting to the right angle when mounting.

technical@belllighting.co.uk
sales@belllighting.co.uk